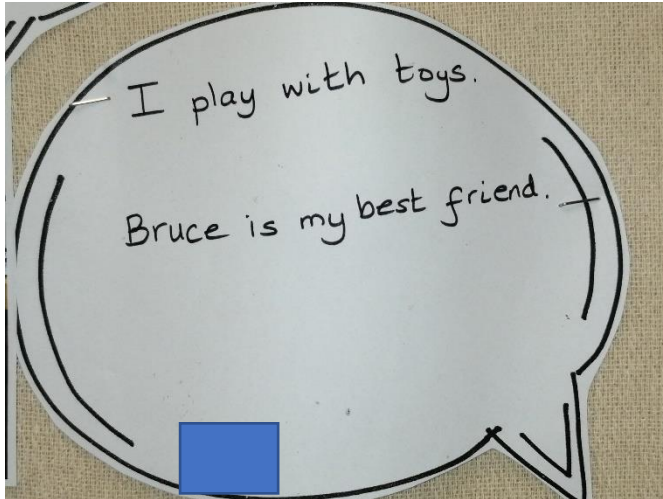

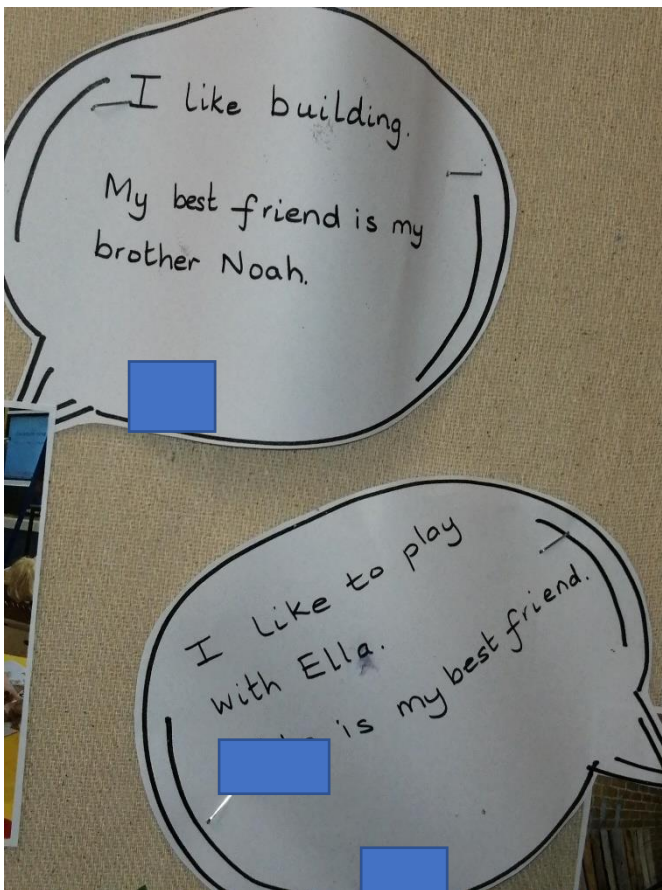


Reception

Evidence of friendship and relationship development from classroom displays and floor books.



We are introducing ourselves to others in our key worker groups.



Friendship

Forming positive relationships with others in our class.

Friendship – I know how to be a good friend and I know what a good friend looks like.

Friendship Code

sen




get person sense

give a hug



corey


toes turns



Year 2

Friendship - To record what I know about what makes a good friend.

Draw a picture of one of your good friends then write around them all the things that make them a good friend.



Year 3

To understand the qualities that make a good friend.

LO: To understand the qualities that make a good friend.

Recipe for a Good Friend

Ingredients

box of love
one hundred bits of sugar
abit off sprinkle
Kindness splash
a packet off friendship
a jar of trust

Draw a picture of what you think this friend would look like.



Method

Feres we get a smal bowl and then we put the box of love then we put the one hundred bits of sugar next we put abit off sprinkle and a Kindness splash then a packet of friendship and last one a jar of trust

PSHE Relationship Theme from Reception to Year 6

Year 4

To understand what constitutes a positive healthy friendship (e.g. mutual respect, trust, truthfulness, loyalty, kindness, generosity, sharing interests and experiences, support with problems and difficulties).

	Talk to the person involved and explain how you feel	Play or work with another friend	Apologise	Agree to disagree	Ignore the issue	Change the subject	Shout at the other person	Hit the other person
An argument about whether a goal went in or not when playing football	✓		—			—		
Being ignored by your friend	✓	—	✓					
Your best friend decides to sit next to someone else		✓						
You're not invited to a birthday party and you're not given a reason		✓			—	—		
You're not invited to a birthday party because there are a limited number of places and your friend apologises		✓				—		
You forgot to meet your friend at lunchtime and he/she is upset	✓		✓					
You accidentally spilt water on your friend's picture	✓		✓			✓		
Your friend beats you at a game and then keeps showing off about it the next day	✓		—			—		

Year 5

Relationships: Families and relationships

L.O: To assess prior understanding of relationships. Key: What I knew at the beginning What I have learnt

What is a relationship?	What makes a healthy relationship?	What are the characteristics of a healthy family life?
I think a relationship is where you have a boyfriend/girlfriend, partner or husband and wife, ^{but} you can have a good relationship with your pet or a friend. And family.	A good relationship is when you are nice to one and other and not mean. Also you can have a good relationship with a pet where you like the pet and are nice to it by feeding it. No arguing or fighting.	The characteristics of a healthy family are when everyone is nice to each other or helps each other. No fighting, arguing or ignoring the people in your family.

A relationship is a connection ship between two people or things.

What is physical contact? ~~Physical contact is when someone touches you on any body part.~~

How would you respond to unwanted or unacceptable physical contact? ~~Most people would probably tell a trusted adult and they could deal with it instead of a fight.~~

To identify different types of relationships and how these change as we grow.

L.O. To identify the different types of relationships we can have and describe how these can change as we grow. Date: 7.10.22

List the types of relationships that we may have throughout our lives. The first one has been done for you.

Teacher and student

boyfriend and girlfriend

kid and parent

Me god parent

Me and my football coach

Nephew and uncle

work colleague

Me and friend.

Me and my pets.

Me and my cousins

Me and my books

Me and my brother

granparent and grandchild

My relationship diagram.

Draw yourself in the middle circle and then draw or write the different relationships you have.